

STOP LIGHT

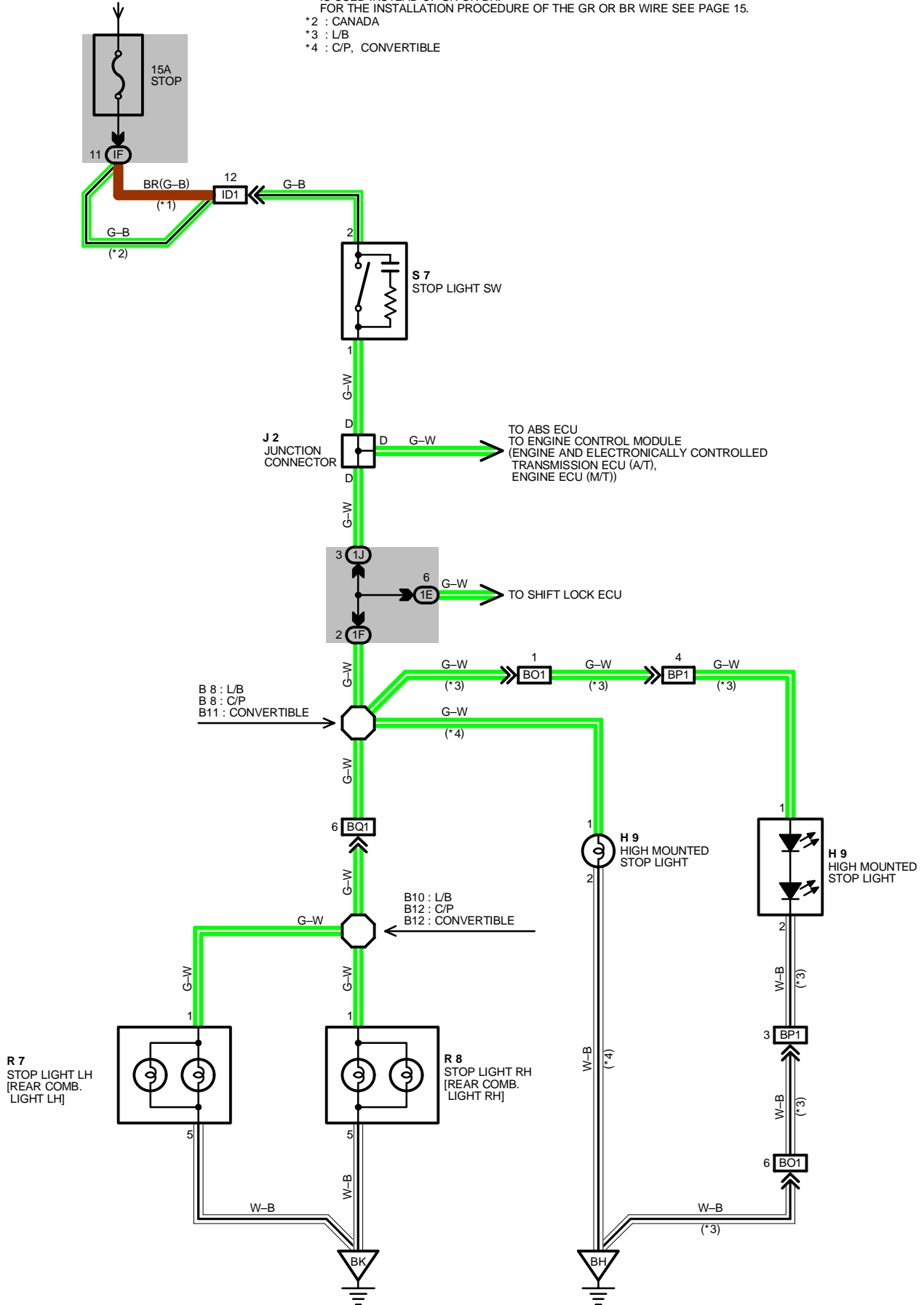
FROM POWER SOURCE SYSTEM (SEE PAGE 62)

*1 : IN SOME CASES IN THE USA, THE WIRE COLOR INDICATED IN BRACKETS IS USED INSTEAD OF GR OR BR.
FOR THE INSTALLATION PROCEDURE OF THE GR OR BR WIRE SEE PAGE 15.

*2 : CANADA

*3 : L/B

*4 : C/P, CONVERTIBLE



SERVICE HINTS

S 7 STOP LIGHT SW

2-1: CLOSED WITH THE BRAKE PEDAL DEPRESSED

○ : PARTS LOCATION

CODE	SEE PAGE	CODE	SEE PAGE	CODE	SEE PAGE
H 9	34 (L/B), 35 (C/P)	R 7	34 (L/B), 35 (C/P)	R 8	37 (CONVERTIBLE)
	36 (CONVERTIBLE)		37 (CONVERTIBLE)	S 7	33
J 2	33	R 8	34 (L/B), 35 (C/P)		

□ : JUNCTION BLOCK AND WIRE HARNESS CONNECTOR

CODE	SEE PAGE	JUNCTION BLOCK AND WIRE HARNESS (CONNECTOR LOCATION)
IF	20	INSTRUMENT PANEL WIRE AND INPANE J/B (LEFT KICK PANEL)
1E	22	INSTRUMENT PANEL WIRE AND J/B NO. 1 (LEFT KICK PANEL)
1F	22	FLOOR WIRE AND J/B NO. 1 (LEFT KICK PANEL)
IJ	22	COWL WIRE AND J/B NO. 1 (LEFT KICK PANEL)

□ : CONNECTOR JOINING WIRE HARNESS AND WIRE HARNESS

CODE	SEE PAGE	JOINING WIRE HARNESS AND WIRE HARNESS (CONNECTOR LOCATION)
ID1	42	INSTRUMENT PANEL WIRE AND COWL WIRE (LEFT KICK PANEL)
BO1	46 (L/B)	BACK DOOR NO. 1 WIRE AND FLOOR WIRE (BACK DOOR UPPER LEFT)
BP1	46 (L/B)	BACK DOOR NO. 2 WIRE AND FLOOR WIRE (BACK DOOR UPPER LEFT)
BQ1	46 (L/B)	FLOOR WIRE AND LUGGAGE ROOM WIRE (LUGGAGE ROOM LEFT)
	48 (C/P)	
	50 (CONVERTIBLE)	

▽ : GROUND POINTS

CODE	SEE PAGE	GROUND POINTS LOCATION
BH	46 (L/B)	UNDER THE LEFT CENTER PILLAR
	48 (C/P)	
	50 (CONVERTIBLE)	
BK	46 (L/B)	BACK DOOR CENTER
	48 (C/P)	
	50 (CONVERTIBLE)	

○ : SPLICE POINTS

CODE	SEE PAGE	WIRE HARNESS WITH SPLICE POINTS	CODE	SEE PAGE	WIRE HARNESS WITH SPLICE POINTS
B 8	46 (L/B)	FLOOR WIRE	B11	50 (CONVERTIBLE)	FLOOR WIRE
	48 (C/P)		B12	48 (C/P)	LUGGAGE ROOM WIRE
B10	46 (L/B)	LUGGAGE ROOM WIRE		50 (CONVERTIBLE)	

(L/B) H 9



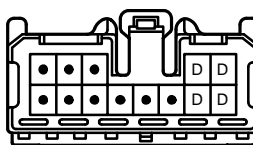
(C/P) H 9



(CONVERTIBLE) H 9

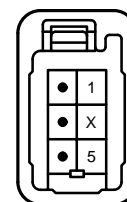


J 2 BLUE

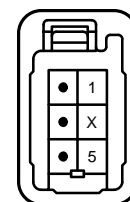


(HINT : SEE PAGE 7)

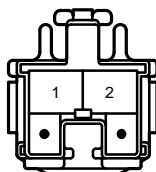
R 7



R 8



(W/ CRUISE CONTROL) S 7



(W/O CRUISE CONTROL) S 7

